
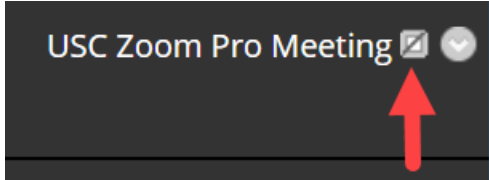
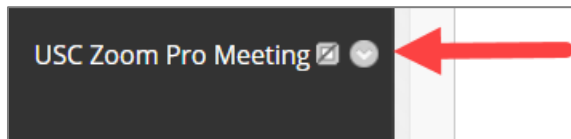


Follow these steps to make the **USC Zoom Pro Meeting** link available to students in your Blackboard course. Students will click here to view links for scheduled lectures and lecture discussions in Zoom.

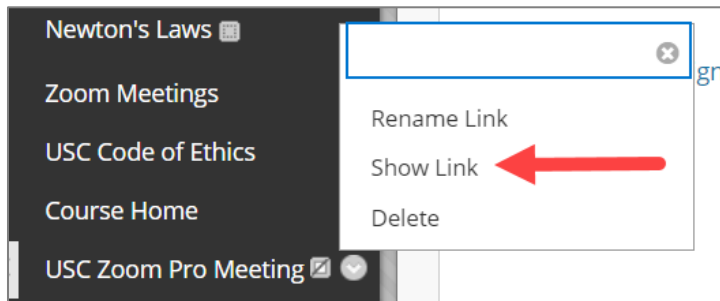
1. If the **USC Zoom Pro Meeting** link displays with a “hidden” symbol , it is not visible to students and they will not be able to access Zoom links from Blackboard.



2. Click  next to the **USC Zoom Pro Meeting** link.



3. Click **Show Link**.



4. The hidden symbol has been removed and the **USC Zoom Pro Meeting** link will be visible to students.

